

# ARTISTIC LIGHTROOM MASTERY WORKSHOP ON DVD & USB

MASTERY WORKSHOPS SERIES #10



START HERE





# ARTISTIC LIGHTROOM MASTERY WORKSHOP ON DVD & USB

MASTERY WORKSHOPS SERIES #10



## 1. Introduction

---

About Alain Briot -> [link](#)

Colophon -> [link](#)

Mastery Workshops updates site -> [link](#)

---

- Preface: a new way of creating art -> [pdf](#) + [audio](#)
- Introduction to Lightroom Mastery -> [pdf](#) + [audio](#)
- How to turn photographs into art -> [pdf](#) + [audio](#)
- Overview -> [video](#)
- Table of contents -> [pdf](#)

---

PDF Navigation Help -> [pdf](#)

Copyright notice -> [pdf](#)

---



Full Screen on/off

Visit [beautiful-landscape.com](http://beautiful-landscape.com)

Contents page





# ARTISTIC LIGHTROOM MASTERY WORKSHOP ON DVD & USB

MASTERY WORKSHOPS SERIES #10



## 2. Working in Adobe Lightroom

- Lightroom and Photoshop differences -> [pdf](#) + [audio](#)
- Lightroom CC and Lightroom Classic differences -> [pdf](#) + [audio](#)
- The Lightroom interface -> [video](#)
- Differences between Library & Develop modules -> [video](#)
- Importing photographs in Lightroom -> [video](#)
- Using Lightroom catalogs & folders -> [video](#)
- Lightroom collections -> [video](#)
- Lightroom stars & flags rankings -> [video](#)
- Lightroom secondary window -> [video](#)
- Changing background color -> [video](#)



Full Screen on/off

Visit [beautiful-landscape.com](http://beautiful-landscape.com)

Contents page





# ARTISTIC LIGHTROOM MASTERY WORKSHOP ON DVD & USB

MASTERY WORKSHOPS SERIES #10



## 3.1 Artistic Lightroom Techniques - 1/6

---

*What we see changes what we know.  
What we know changes what we see.*  
Jean Piaget

---

### **Introduction to Artistic Lightroom Techniques**

-> pdf + audio

---

*The worst enemy of creativity is self doubt*  
Sylvia Plath

---

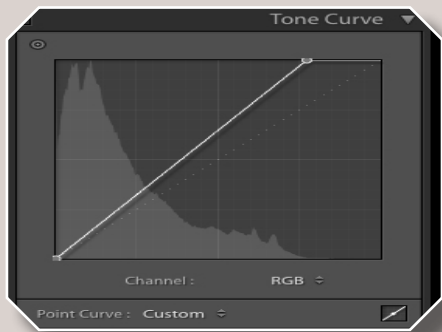


Full Screen on/off

Visit [beautiful-landscape.com](http://beautiful-landscape.com)

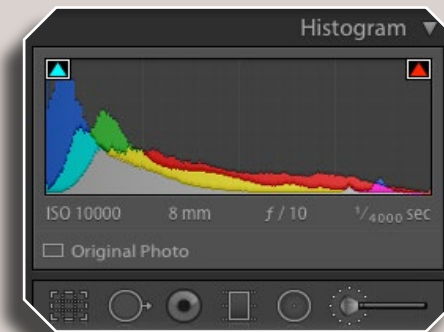
Contents page





# ARTISTIC LIGHTROOM MASTERY WORKSHOP ON DVD & USB

MASTERY WORKSHOPS SERIES #10



## 3.2 Artistic Lightroom Techniques - 2/6

### A - Adjusting Color Creatively

- Color treatment -> [video](#)
  - 1 - Using the histogram
  - 2 - Adjusting color balance
  - 3 - Using profiles

### B - Adjusting Exposure & Contrast Creatively

- Tonal adjustments -> [video](#)
  - 1 - Exposure & contrast
  - 2 - Highlights & shadows
  - 3 - Whites & blacks
- Presence -> [video](#)
  - 1 - Clarity & dehaze
  - 2 - Vibrance & saturation
- Using the tone curve -> [video](#)

### C - Creating Artistic Color in Lightroom


- Using HSL /Color creatively -> [video](#)
  - 1 - Hue
  - 2 - Saturation
  - 3 - Luminance



Full Screen on/off

Visit [beautiful-landscape.com](http://beautiful-landscape.com)

Contents page





# ARTISTIC LIGHTROOM MASTERY WORKSHOP ON DVD & USB

MASTERY WORKSHOPS SERIES #10



## 3.3 Artistic Lightroom Techniques - 3/6

### D - Cropping Creatively in Lightroom

- Lightroom Cropping tool -> [video](#)
- Crop tool overlays -> [video](#)

### E - Creative Local Adjustments

- Spot removal -> [video](#)
- Red Eye removal -> [video](#)
- Graduated masking filter -> [video](#)
- Radial masking filter -> [video](#)
- Adjustment brush -> [video](#)
- Mask overlay tips -> [video](#)

### F - Collaging & Stitching in Lightroom

- Merge to panorama -> [video](#)
- Merge to HDR -> [video](#)

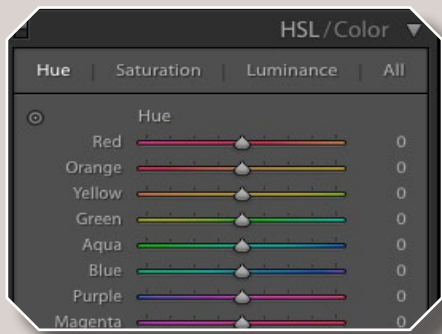


Full Screen on/off

Visit [beautiful-landscape.com](http://beautiful-landscape.com)

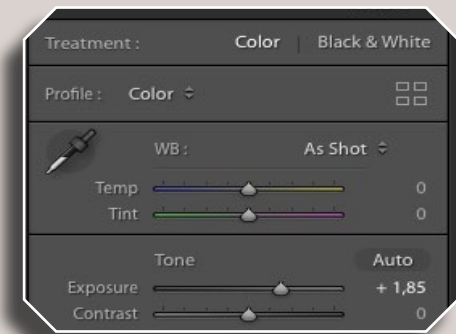
Contents page





# ARTISTIC LIGHTROOM MASTERY WORKSHOP ON DVD & USB

MASTERY WORKSHOPS SERIES #10



## 3.4 Artistic Lightroom Techniques - 4/6

### G - Split Toning in Lightroom

- Using split toning creatively -> [video](#)

### H - Black & White Artistry in Lightroom

- Black and white treatment -> [video](#)
- Black and White mix -> [video](#)
- Black and White Tone Curve -> [video](#)

### I - Working on Detail

- Sharpening -> [video](#)
- Noise reduction -> [video](#)
- Dehaze & Clarity -> [video](#)



Full Screen on/off

Visit [beautiful-landscape.com](http://beautiful-landscape.com)

Contents page





# ARTISTIC LIGHTROOM MASTERY WORKSHOP ON DVD & USB

MASTERY WORKSHOPS SERIES #10



## 3.5 Artistic Lightroom Techniques - 5/6

### J - Lens correction

- Profile lens corrections -> [video](#)
- Manual lens corrections -> [video](#)

### K - Transform Functions

- Auto transform functions -> [video](#)
- Manual transform functions -> [video](#)
  - 1 - Manual transform
  - 2 - Resetting the transform function
  - 3 - Making a virtual copy

### L - Effects

- Post crop vignetting -> [video](#)
- Grain -> [video](#)



Full Screen on/off

Visit [beautiful-landscape.com](http://beautiful-landscape.com)

Contents page







# ARTISTIC LIGHTROOM MASTERY WORKSHOP ON DVD & USB

MASTERY WORKSHOPS SERIES #10



## 3.6 Artistic Lightroom Techniques - 6/6

### M - Calibration

- Using calibration in Lightroom -> [video](#)

### N - Exporting Images

- Converting & exporting photos -> [video](#)

### O - Presets

- General presets -> [video](#)
- Brush presets -> [video](#)
- How to load Brush presets -> [video](#)
- About presets -> [pdf](#)



Full Screen on/off

Visit [beautiful-landscape.com](http://beautiful-landscape.com)

Contents page





# ARTISTIC LIGHTROOM MASTERY WORKSHOP ON DVD & USB

MASTERY WORKSHOPS SERIES #10



## 4.1 Printing from Lightroom - 1/3

### A - Introduction

- Introduction to printing in Lightroom -> [video](#)
- Soft Proofing -> [video](#)
- Printing in Lightroom notes -> [pdf](#)
- Print layout templates -> [pdf](#)

### B - Single Image Layout

- Layout style: Single image/contact sheet -> [video](#)
  - Image settings
  - Layout (replaces cells)
  - Guides (Ruler units and grid are in Layout)
  - Page
  - Print job



Full Screen on/off

Visit [beautiful-landscape.com](http://beautiful-landscape.com)

Contents page





# ARTISTIC LIGHTROOM MASTERY WORKSHOP ON DVD & USB

MASTERY WORKSHOPS SERIES #10



## 4.2 Printing from Lightroom - 2/3

### C - Picture Package layout

- Layout style: Picture package -> [video](#)
  - Image settings
  - Rulers, Grid & Guides
  - Cells (replaces layout)
  - Page
  - Print job

### D - Custom Package layout

- Layout style: Custom package -> [video](#)
  - Image settings
  - Rulers, Grid & Guides
  - Cells (replaces layout)
  - Page
  - Print job

### E - Templates and Collections

- Templates -> [video](#)
  - Lightroom templates
  - User templates
- Collections -> [video](#)
  - Creating a saved print
  - Creating and saving a print job



Full Screen on/off

Visit [beautiful-landscape.com](http://beautiful-landscape.com)

Contents page





# ARTISTIC LIGHTROOM MASTERY WORKSHOP ON DVD & USB

MASTERY WORKSHOPS SERIES #10



## 4.3 Printing from Lightroom - 3/3

### F - Printer Setup and Printing Process

- **Printer Settings** -> [video](#)
  - Printer setup
  - Printing a fine art photograph
- **Print to file** -> [video](#)
  - Creating a Jpeg print file

---

*The negative is the equivalent of the composer's score, and the print the performance.*  
Ansel Adams

---

---

*We don't see things as they are,  
we see things as we are.*  
Anais Nin

---



Full Screen on/off

Visit [beautiful-landscape.com](http://beautiful-landscape.com)

Contents page





# ARTISTIC LIGHTROOM MASTERY WORKSHOP ON DVD & USB

MASTERY WORKSHOPS SERIES #10



## 5. My Entire Process


- Introduction -> [pdf](#) + [audio](#)
  - My personal approach to processing
- Processing mistakes in Lightroom -> [video](#)
  - How to avoid processing mistakes
- Example #1 - Dune and Rock -> [video](#)
  - HSL, artistic processing and printing
- Example # 2- Clay Hills -> [video](#)
  - Merge to panorama for artistic expression
- Example #3 - Springerville Sunrise -> [video](#)
  - Using the Adjustment Brush creatively
- Example #4 - Windy Valley Arch -> [video](#)
  - Color processing and fine art printing
- Example #5 - Palavayu Sunset -> [video](#)
  - My fine art image selection process



Full Screen on/off

Visit [beautiful-landscape.com](http://beautiful-landscape.com)

Contents page





# ARTISTIC LIGHTROOM MASTERY WORKSHOP ON DVD & USB

MASTERY WORKSHOPS SERIES #10



## 6. The Nature of Art

---

*The artist is not a man who describes  
but a man who feels.*  
EE Cummings

---

- The Nature of Art -> [pdf](#) + [audio](#)
- Example #1 - Antelope Light Shaft -> [video](#)
  - Whites and Blacks + Shadows-Highlights
- Example #2 - Antelope Cave -> [video](#)
  - Negative clarity
  - Adding grain after removing noise
- Example #3 - Antelope Tunnel -> [video](#)
  - Extreme vignetting

---

*Manipulation is the brother of creativity.*  
Michael Michalko

---



Full Screen on/off

Visit [beautiful-landscape.com](http://beautiful-landscape.com)

Contents page





# ARTISTIC LIGHTROOM MASTERY WORKSHOP ON DVD & USB

MASTERY WORKSHOPS SERIES #10



## 7.1 Reflections about Art - 1/2

### A - Reflections about Art

- Introduction -> [pdf](#) + [audio](#)

### B - Collecting Art

- Part 1 - Introduction -> [pdf](#)
- Part 2 - Visiting museums -> [pdf](#)
- Part 3 - Visiting galleries -> [pdf](#)
- Part 4 - Collecting Art -> [pdf](#)

### C - Expressing Emotions

- Part 1 - Expressing emotions -> [pdf](#)
- Part 2 - Concepts & emotions -> [pdf](#)
- Part 3 - Emotion exercises -> [pdf](#)



Full Screen on/off

Visit [beautiful-landscape.com](http://beautiful-landscape.com)

Contents page





# ARTISTIC LIGHTROOM MASTERY WORKSHOP ON DVD & USB

MASTERY WORKSHOPS SERIES #10



## 7.2 Reflections about Art - 2/2

### D - Turning Photographs into Art

- Creative Recovery -> [pdf](#)
- Part 1 - Letting go -> [pdf](#)
- Part 2 - Simplicity -> [pdf](#)
- Part 3 - Low-key images -> [pdf](#)
- Part 4 - High-key images -> [pdf](#)

### E - Artistic Validation

- What is artistic validation ? -> [pdf](#)

### F - Personal Style

- Establishing a personal style -> [pdf](#)
- Finding your voice -> [pdf](#)
- Documentation or fine art ? -> [pdf](#)
- About passion -> [pdf](#)



Full Screen on/off

Visit [beautiful-landscape.com](http://beautiful-landscape.com)

Contents page







# ARTISTIC LIGHTROOM MASTERY WORKSHOP ON DVD & USB

MASTERY WORKSHOPS SERIES #10



## 8. Alain's Artistic Lightroom Presets

---

*Limitations have driven my creativity.*  
Butch Locsin

---

- 1 - About Presets -> pdf + audio
- 2 - General Presets -> on DVD or USB card
- 3 - Brush Presets -> on DVD or USB card
- 4 - Print Layout templates -> on DVD or USB card

---

*Art is always subjective.*  
Butch Locsin

---



Full Screen on/off

Visit [beautiful-landscape.com](http://beautiful-landscape.com)

Contents page





# ARTISTIC LIGHTROOM MASTERY WORKSHOP ON DVD & USB

MASTERY WORKSHOPS SERIES #10



## 9. Conclusion

---

*Lightroom places limitations on what you can do  
which is a positive thing when you create art.*  
Alain Briot

---

- Conclusion -> pdf + audio
- Skill enhancement exercises -> pdf
- Digital photography & creativity -> pdf

---

*Nobody owns you. The choices you make  
are yours and yours only.*  
Alain Briot

---

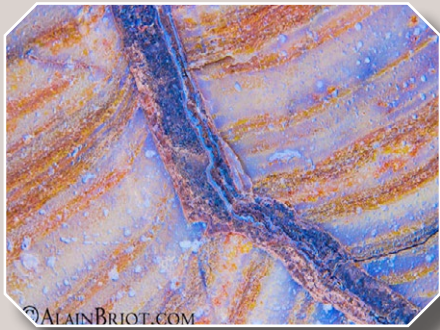


Full Screen on/off

Visit [beautiful-landscape.com](http://beautiful-landscape.com)

Contents page





# ARTISTIC LIGHTROOM MASTERY WORKSHOP ON DVD & USB

MASTERY WORKSHOPS SERIES #10



## 10. Table of Contents

1 - Introduction

2 - Working in Lightroom

3.1 - Artistic Lightroom techniques 1/6

3.2 - Artistic Lightroom techniques 2/6

3.3 - Artistic Lightroom techniques 3/6

3.4 - Artistic Lightroom techniques 4/6

3.5 - Artistic Lightroom techniques 5/6

3.6 - Artistic Lightroom techniques 6/6

4.1 - Printing from Lightroom 1/3

4.2 - Printing from Lightroom 2/3

4.3 - Printing from Lightroom 3/3

5 - My entire process

6 - The nature of Art

7.1 - Reflections about art - 1/2

7.2 - Reflections about art - 2/2

8 - Alain's artistic Lightroom presets

9 - Conclusion

10 - Table of contents

† - [Alain's Biography](#)

† - [Quote](#)

† - [Colophon](#)

† - [End Page](#)



Full Screen on/off

Visit [beautiful-landscape.com](http://beautiful-landscape.com)

Contents page





## ABOUT ALAIN BRIOT

Website: [beautiful-landscape.com](http://beautiful-landscape.com)

Email: [alain@beautiful-landscape.com](mailto:alain@beautiful-landscape.com)

Project Specifics: This Mastery Workshop was created in 2018 in Peoria, Arizona.



Originally from Paris, France, I have lived in the United States since 1986. Making my home in Arizona, my favorite photographic locations include Navajoland, where I lived for 7 years, the Grand Canyon, and the rugged canyonland wilderness of Southern Utah and Northern Arizona.

The choice of which camera I use is based on my vision for each image. In the past I have worked with 4x5 and 35 mm. Currently I work with 35 mm occasionally and with medium format digital primarily. Because the majority of my work is printed large, and because of the quality requirements of Fine Art, I favor large and medium format cameras.

My goal is to create photographs that demonstrate my vision. My equipment, be it cameras, software, printers, etc. is chosen for its ability to make this possible. My vision of the landscape is of a place of beauty, a place where we can experience a direct contact with nature, a place where we can find respite from the pressures and stresses of the 21st century, a place where we can find inspiration and freedom of expression.

The quality of my work is the result of two factors: hard work and natural abilities. I have been an artist all my life and I was never pushed to make art either by my parents or anyone else. I had, undoubtedly, a personal attraction for creative endeavors and for all things artistic. However, only through hard work did this natural ability result in the work I am creating today.

I started photography in 1980 and it took me years before I started creating satisfying images.

I had very high expectations for the first photographs I took, but the outcome of my early efforts was disappointing. I realized early on that persistence regular practice and a focus on study were required to succeed.

Today I have made what was originally a hobby into a successful profession. I make a living from the [sale of my Fine Art Prints](#), I write [books](#), create [photography tutorials](#) and teach [photography workshops](#). I also have a significant amount of free time during which I enjoy practicing hobbies and collecting art.

If you are not satisfied with your current results, do not despair. It took me years of constant study, practice and dedication to create images that satisfy me. Succeeding in the creation of Fine Art Photographs is not an easy endeavor. However, dedication and persistence go a long way towards achieving successful results, and so does regular study with dedicated teachers who are where you want to be.

If you want to learn more about the process of achieving success in photography, I recommend reading my essay titled *Rethinking Talent* in which I describe the disappointment I experienced when I saw the results of my early photographic efforts.

One of my goals in creating this DVD tutorial was to help you make the best use of your time by providing you with knowledge that took me years to acquire and refine. It is my sincere hope that this tutorial will make your journey faster, easier and, above all, fun and enjoyable.

*The object is not to make art,  
it's to be in that wonderful state  
which makes art inevitable.*

*Robert Henri*



**ALAIN BRIOT**  
P U B L I S H I N G

Images and text Copyright © Alain Briot 2018  
Alain Briot  
PO Box 12343  
Glendale, AZ 85318  
800-949-7983 (USA) and 928-252-2466 (International)

Email: [alain@beautiful-landscape.com](mailto:alain@beautiful-landscape.com)

*This tutorial and the computer files it contains has been sold as a consumer product only for the private and non-commercial use of the original purchaser. The entire contents are Copyright © Alain Briot 2018 and must not be duplicated for any purpose.*

[www.Beautiful-Landscape.com](http://www.Beautiful-Landscape.com)

• INNOVATIVE • UNIQUE • COLLECTIBLE • EXPRESSIVE •

IMAGINATIVE • BEAUTIFUL • INVENTIVE • PERSONAL



ALAIN BRIOT



BEAUX ARTS PHOTOGRAPHY



VISIONARY • ARTISTIC • CREATIVE • INSPIRATIONAL

• ORIGINAL • BEAUTIFUL • COLLECTIBLE • CLASSIC •